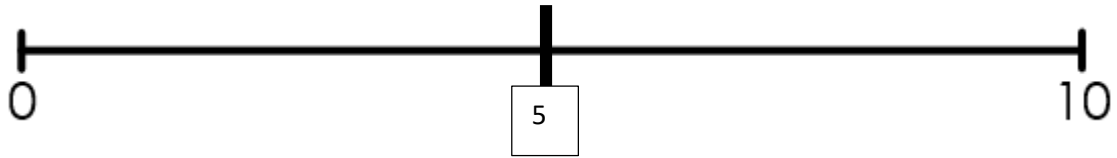


TBAT: represent and estimate numbers using a number line

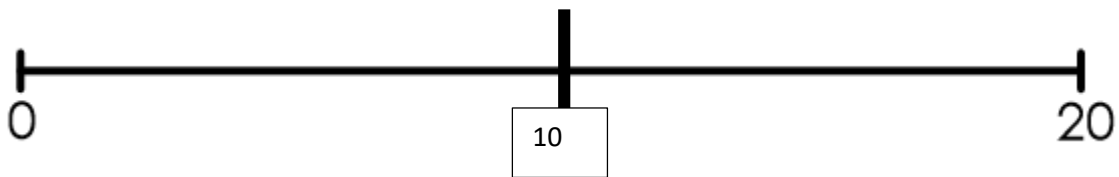
|   |  |
|---|--|
| Choose number   |  |
| Is the number bigger or smaller than the numbers on the number line |  |
| Place in between numbers you know                                   |  |

Draw arrow and write number below on number lines below.

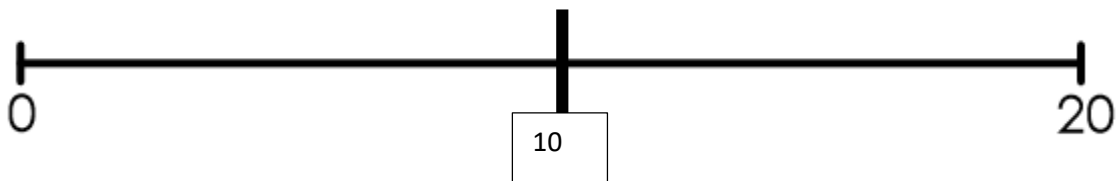
1. 8, 4 and 2



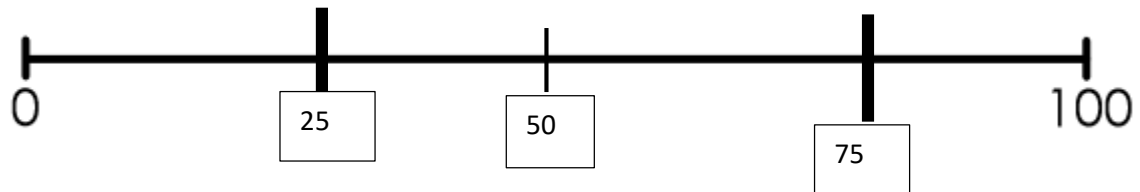
2. 16, 5 and 11



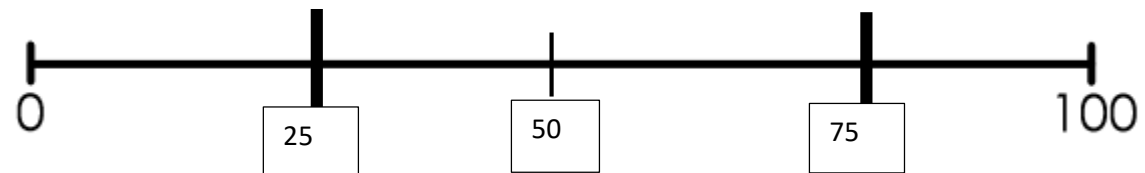
3. 18, 2 and 9



4. 80, 55 and 23



5. 90, 42 and 77



Create your own number lines using the intervals on the number lines below. For the first number line start at 0 and go up 30 and for the second start at 0 and go to 40.



3. Match each number line to the clue that describes it

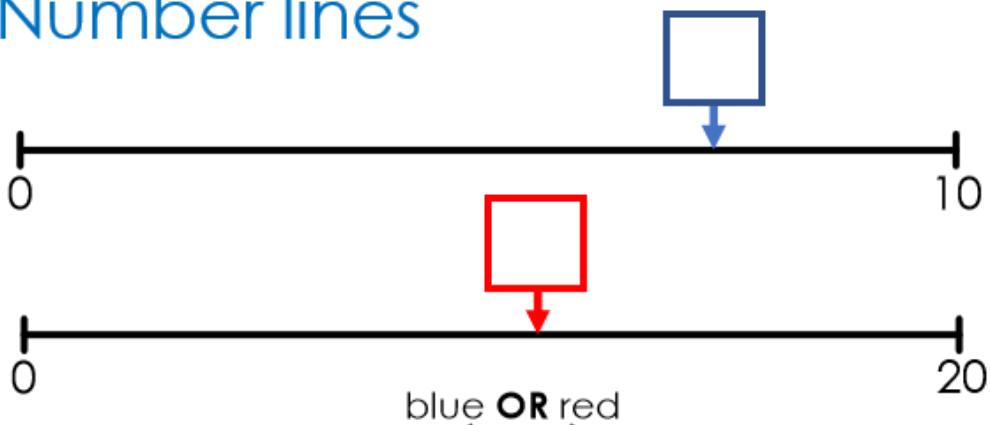


A - the number is over halfway along the line

B - the number is bigger than 50

C - the number is between 20 and 40

## Number lines



blue OR red

The number in the  box is larger.