






TBAT: interpret a pictogram where the symbol equals 1

Total for each fruit equals 1 child	
Count total fruit	

Each fruit is equal to 1 child.

FRUIT	NUMBER OF CHILDREN WHO CHOSE IT
PEAR	
WATERMELON	
ORANGE	
APPLE	
BANANA	

1. How many children chose orange? _____
2. How many children chose pear? _____
3. How many children chose apple and watermelon?

4. How many children chose orange and apple?

5. How many more children chose pear than banana?

6. How many more children chose pear than apple and orange?

7. What is the total of all the fruit chosen? _____
8. What is the different between children choosing pear and orange? _____