








TBAT: interpret a pictogram where the symbol equals 2

Total for each fruit equals 2 votes	
Count in twos for amount of 	

Favourite summer holiday	
Big city	
Funfair	
Camping	
Road trip	
River boating	

Each  is equal to 2.

1. How many chose funfair? \_\_\_\_\_
2. How many chose road trip and river boating? \_\_\_\_\_
3. What is the difference between camping and big city? \_\_\_\_\_
4. How many people chose big city and road trip? \_\_\_\_\_
5. What is the difference between the most chosen and least chosen holidays? \_\_\_\_\_
6. What is the total for the two most chosen holidays? \_\_\_\_\_
7. How many more people would need to choose river boating so it has more votes than camping? \_\_\_\_\_
8. What is the total for all votes? \_\_\_\_\_